



instAcademy @ Manchester Museum: A Guide

Use our secure App with **SparkAI**, our **A.I. tutor** to learn about curriculum topics within the museum. Follow the Science trail on your visit and then why not create your own trail event and share it with other learners?



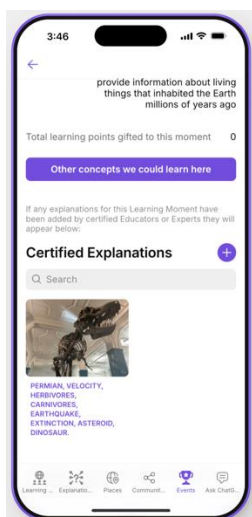

Before you visit the museum...

- 1 Sign up to the app at: <https://inst.academy>

Go to the Events tab to see the Manchester Museum trail map in the App before you arrive

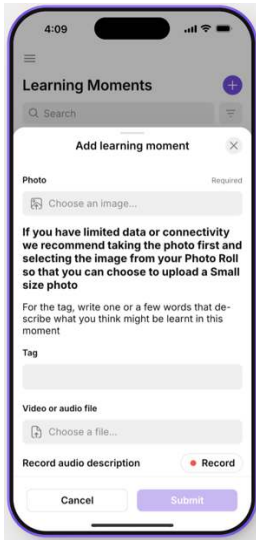
When you arrive at the museum...

- 2 Request a paper trail map for instAcademy® from reception
- 3 Use the map to locate the *Learning Moments* in the museum. There is a QR code on the 'How to..' page to view a map of the whole museum and its exhibits and you can ask any of the Museum team or volunteers to help.



- 4 Once you are at an exhibit on the trail, either scan the QR code on the trial map via the Manchester Museum Event page or your mobile device camera (or other scanning app). You can also use *Search* in the *Learning Moments* on the App to find content about the exhibit.

Scroll down to find the *Certified Explanation* and select any explanation to watch the videos, listen to the audio or read the text explanations.



5 In the comments section, ask any questions you have, answer the further questions posed in the explanations or let us know what you have learnt or what you would like to know more about

6 Add your own Learning Moments!
Share your learning by adding Learning Moments of your own from any exhibits in the museum.

7 You can use **SparkAI**, the instAcademy A.I. Tutor to help you answer questions!

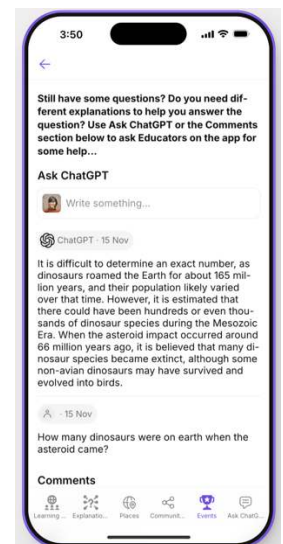


You can also use **SparkAI** to find out what other concepts could be learnt about in this place

Can you find connections between exhibits on the trail and others in the museum?

Can you see how to learn about other science topics from the curriculum around the museum?

Can you see where Sustainable Development Goals are relevant to museum exhibits?



After your visit to the museum...

Add your own *Learning Moments* in your local community, park, library..

Create your own private or public trails and events and create communities where you can share these.

We would love to hear how we can improve: send us feedback either via the Contact us page or use this QR code:

